

NORTHERN DIVER

OPENWATER SUITS & EQUIPMENT

ELECTRACORE

Rechargeable Heated Vest

EN 61000-6-1:2019, EN 61000-6-3:2007/A 1 :2011/AC:2012



NORTHERN DIVER MANUAL

Thank you for purchasing the **Northern Diver Electracore Heated Vest**. To help ensure your safety, do not use this product before reading this manual and keep it for future reference. It is important to fully understand its proper handling for safe usage. This manual is supplied as a guideline for use and care. It is not a substitute for proper qualified instruction and is not supplied as such. Any information that requires further explanation can be forwarded info@ndiver.com

The **Electracore Heated Vest** has been designed with a thickness of 3.0mm to keep you warm and comfortable in all conditions. It has been developed to prolong time limits to keep your comfort and warmth at an average level so you do not overheat. You can dive deeper or trek in extreme conditions without being cold all whilst keeping your body temperature safer for longer.

IMPORTANT NOTE.

This garment has been designed to be worn underneath a drysuit when being used in and around water or underneath outdoor clothing. You should not get this vest soaking wet. If flooding occurs the vest and all parts should be switched off, any dive aborted, and the batteries removed.

OPERATING THE HEATED VEST

1. Plug the USB cable from the pocket into the battery pack.
2. Press the power button on the heated vest this will cycle through the 3 colour modes [red, white, blue] to confirm power is connected, this takes approx 3 seconds. **You MUST allow the cycle to complete before any other action is taken.**
3. The battery pack will show a percentage value of its charge.
4. Once cycle is complete press and hold the power button until it lights up red.
5. Red indicates the vest is now set to the high heat mode.
6. Press the power button again to choose which mode you want the heated vest set too (red high heat, white medium heat and blue low heat).
7. Press and hold the heated vest power button to turn the vest off.
8. Once the vest is turned off the battery pack will take approx 30 seconds to fully power down. The display will turn off when battery pack is fully switched off.

PLEASE NOTE

If you inadvertently turn off the heated vest while diving you will need to switch the heated vest back on starting from POINT 2 above.

If you are struggling operating the vest please view the how to video at <https://youtu.be/ddLh4fp3c7g>

PARTS BREAKDOWN.



1. 3.0mm black neoprene shell
2. Fleeced inner lining
3. Northern Diver branding
4. Front entry YKK plastic zip
5. On/off power button
3x heat modes



6. 2x front pockets, one to house the battery charger
7. 3x heat panels built into the back panel of the heated vest



Smart battery pack and USB cable is supplied with each heated vest

IMPORTANT NOTE: Take care when extracting the power lead from the heated vest pocket, it is not designed to be greatly extended and will cause damage to the lining of the pocket or the cable itself if pulled too far.

NEOPRENE VEST SPECIFICATION.

- Flexible 3.0mm black neoprene shell
- Snug fleece inner lining
- Blind stitched seams
- Front entry YKK plastic zip
- 2x front pockets (Velcro closure)
- On/off power button located to the left of your midriff – ensuring that even if you're wearing a drysuit, the button remains easy to access

HEAT PANELS SPECIFICATION.

On/off power button controls 3 heat modes

1000 MA	High Setting	Mid Setting	Low Setting
Temperature	50 degrees	40 degrees	25 degrees
Run Times	1hrs 40mins	3hrs	3hrs 20mins
Colour Of Light	Red	White	Blue

- *Please note: runtimes will be reduced if the power to the vest is repeatedly turned on and off during use.*
- The colour of the On/Off power button will identify the heat of the vest
- 3x heat panels are located inside the back panel of the vest
- Heat panels are waterproof and CE approved
- Heat panels conform to EN 61000-6-1:2019, EN 61000-6-3:2007/A 1 :2011/AC:2012

SMART BATTERY PACK SPECIFICATION.

- Battery standard: UN38.3
- Li-ion polymer battery, model: 3.7V 10000mAh 37Wh
- Size: 98 x 63 x 18mm
- Output 1 & 2: DC5V=2.1A
- Smart digital display shows percentage of remaining power
- Automatically identifies charging devices, providing optimal current to charge faster and safer
- Multiple smart protection system, keeps your devices safe from over-charging, over-voltage, over-current and short circuit
- Features a torch light which can be switched on/off by double pressing the button located on the side
- DO NOT store the battery discharged, always recharge after use

THERMAL PROTECTION.

Users are responsible for their own thermal protection. Our heated vest is designed to be worn underneath a drysuit when diving/watersports or underneath outdoor clothing when trekking etc. Users must be aware of the risks of hypothermia and hyperthermia when using thermal products.

Hyper/hypothermia information

It is important to know your own personal thermal safe range, to avoid overheating, or becoming chilled. While a drysuit and/or warm undergarment have excellent thermal protection, they do have limits and your safety and comfort is variable based on temperature and condition, workload, and your own body type. Hypothermia is the cooling of the body core to unsafe levels. Hyperthermia is the overheating of the body core to unsafe levels.

WARNING

Learn your own limitations and learn to recognise discomfort as a danger signal. Avoid Hyperthermia & Hypothermia as both can be harmful or fatal. Monitor your work rate during all diving activities to avoid excessive air consumption, fatigue, overheating and other symptoms.

NEOPRENE PRODUCTS CARE.

The heated vest is constructed from a 3.0mm neoprene and needs to be properly cared for and maintained, which means doing the right checks before and after use, cleaning properly and storing correctly. This will guarantee it lasts you a long time. It is advisable to ensure that the natural ageing of the neoprene happens as slowly as possible – essentially by reducing exposure to harmful factors. This can be helped by keeping out of direct sunlight whenever possible.

WASHING & STORAGE.

- Keep clean and dirt free, lightly hand wash after use
- Do not clean with solvents or strong detergents
- Avoid contact with sharp/abrasive surfaces
- Do not fold the neoprene for compact storage
- Store on a hanger if possible in a well ventilated area
- Store out of direct sunlight



ALLERGIC REACTIONS.

All materials have a chance of causing an allergic reaction in some individuals. Before using this product please be aware of the potential risk of experiencing allergies towards the materials used in the construction of the product.

FITTING.

Correct fitting of the **Electracore Heated Vest** gives much more comfort during use. You should take any garments that you will be wearing underneath the heated vest into consideration when deciding on a suitable size. Our heated vest is suitable for both men and women. Size should be based on the information in the size table below:

	S	M	L	XL	XXL
HEIGHT (FT)	5'6	5'8	6'0	6'2	6'4
HEIGHT (CM)	168	173	183	188	193
WEIGHT (ST)	10	11	14	16	17
WEIGHT (KG)	64	70	89	102	108
CHEST/BUST (CM)	90.5 - 96.5	96 - 102	107 - 112	112 - 117	117 - 122
CHEST/BUST (IN)	36 - 38	38 - 40	42 - 44	44 - 46	46 - 48

LABEL.

The below label can be found inside the heated vest.

NORTHERN DIVER
MINE WARFARE & MILITARY DIVING SPECIALISTS






**RECHARGEABLE
HEATED VEST**

CE EN 61000-6-1:2019
EN 61000-6-3:2007/A 1 :2011/AC:2012

SERIAL NUMBER

MANUFACTURE DATE

S M L XL XXL

HAND WASH ONLY DO NOT IRON DO NOT BLEACH DO NOT DRY CLEAN DO NOT TUMBLE DRY

CLEAN & DRY AFTER USE. STORE ON A HANGER IN A WELL VENTILATED PLACE OUT OF DIRECT SUNLIGHT. STORE WITH THE ZIP CLOSED.

East Quarry, Appley Lane North, Appley Bridge, Wigan, WN6 9AE
Email: info@ndiver.com | Tel: +44 (0) 1257 25 44 44 | www.ndiver-military.com

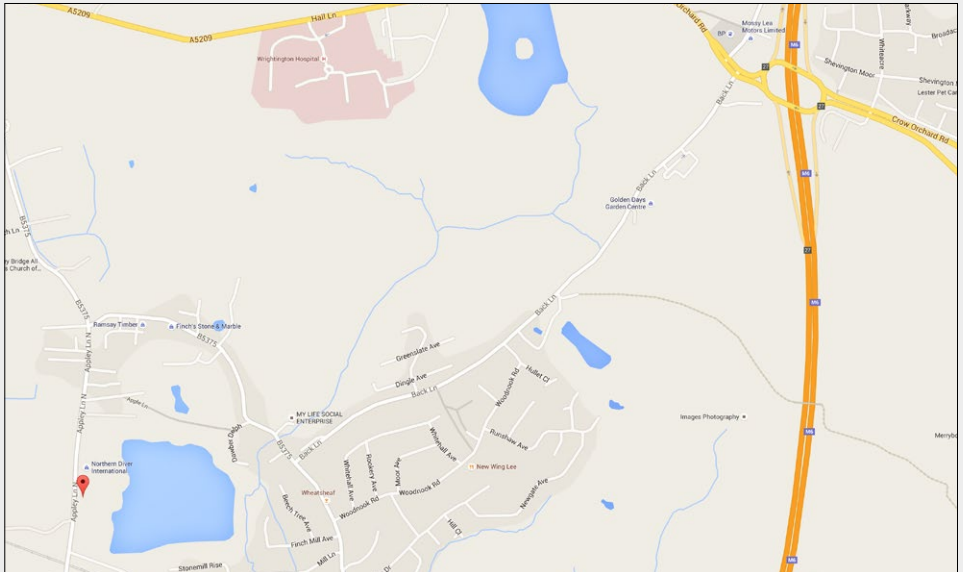
WARNINGS.

- Read and follow the manual before using the product
- We strongly advise against getting the product extremely wet or submersing in water
- When diving you must use underneath a drysuit
- Neoprene vest can be used with other manufacturers power bank chargers if required.
- The power must be switched off when not in use
- Battery should not be stored in a discharged state or at elevated temperatures. If a battery has been discharged for some time it may not readily take a charge
- If flooding occurs (when using around/under water) ensure you switch off immediately
- Do not disassemble or modify the vest, battery pack or cables
- Inspect the cables and connections at regular intervals, if you notice any breaks or defects do not use the product

WARRANTY.

To the best of our knowledge Northern Diver state that this product is free from defects in fabrics, components and craftsmanship at the time of purchase. Please read all warnings and safety instructions before use and keep the original sales proof. This must be shown if the product ever needs to be returned. This product comes with a 12-month warranty against defects in material and workmanship. Warranty does not cover damage due to abuse, neglect, any change or modification made by the user or by third parties, use of incompatible accessories.

If any defect covered by this warranty appears within 12-months from the date of purchase Northern Diver will repair, exchange parts or replace the defective product. Warranty repair can only be carried out by Northern Diver. We reserve the right to refuse repairs under warranty if any of the original information is removed or modified on the product after the date of purchase.



FIND US.

We are happy to answer any questions you may have. We are located in Appley Bridge, Lancashire, UK - only 5 mins from the M6 motorway (J27). Manchester & Liverpool international airports are only 40 mins away. Wigan North Western rail station is 2 hrs & 3 mins from London Euston. We are more than happy to collect clients and return them after their visit

View our full product range
www.ndiver.com

Call our office
+44 (0) 1257 25 44 44

Email any enquiries to
info@ndiver.com



Certificate Number 1666
ISO 9001, ISO 14001

Northern Diver International Ltd

Unit 5, East Quarry, Appley Lane North, Appley Bridge, Wigan, Lancashire, WN6 9AE, UK