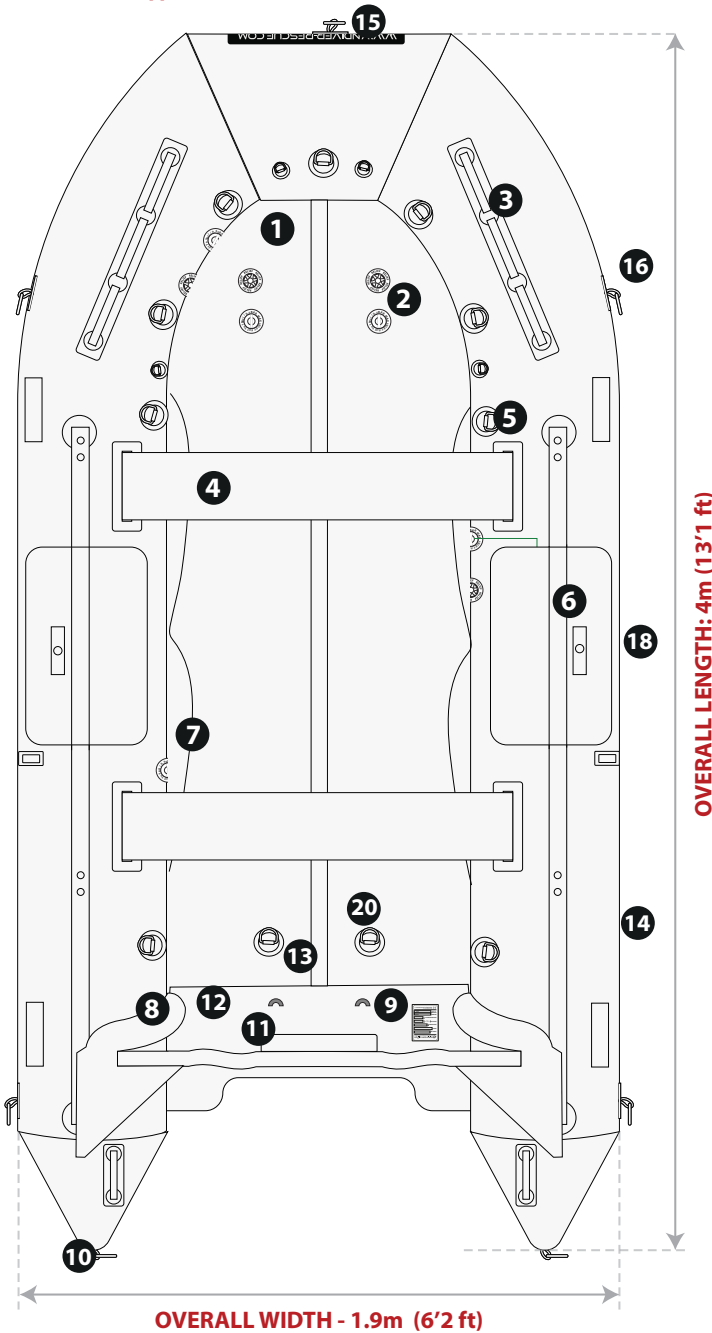


**INFLATABLE // TOP VIEW**



**SPECIFICATIONS**

Max. loading: 8 persons, 1500kg (3306lbs)  
 Outer dimensions: L: 4m (13'1), W:1.9m (6'2)  
 Internal width: 94cm (37")  
 Tube diameter: 48cm (18.9")  
 Inflatable floor: drop thread, 8cm (3.1")  
 Weight: 58kg (128lb)  
 Chambers: 4 tubes + 2 floor  
 Max. tube pressure: 0.35bar/ 5psi  
 Max. pressure inflatable floor: 0.7bar/ 10psi  
 Handles, lines, benches: 4 + 2 + 2  
 Recommended outboard: 25HP Max. or Electric 22.4Kw  
 Colours: red, yell, orange, black, green  
 Custom branding available: yes  
 Fabric options: PVC or Hypalon



**BOAT  
BRANDING  
AVAILABLE  
UPON  
REQUEST**

**DS400 INFLATABLE BOAT PARTS**

1. Non-slip floor
2. Inflation and over inflation valves
3. Carry handles
4. Marine benches
5. Interior tie down d-rings (marine stainless steel)
6. Reinforced panel (optional)
7. Interior/external lifelines
8. Reinforcement on tube transom attachments
9. Interior transom lifting rings (marine stainless steel)
10. Large d-rings on the rear tubes  
(2 on the inside two on the outside)
11. Reinforced ABS plastic engine mounting plate
12. Reinforced marine plywood transom
13. Self-bailer with plug
14. All round rub streak, ribbed profile for extra strength, black (optional)
15. Bow handle (marine stainless steel)
16. Large tow rings (marine stainless steel)
17. Rubbing strakes for beaching the keel  
on any type of surface (illustrated next page)
18. Oar parts
19. Flip tabs (illustrated next page)
20. Fuel tank hold port (optional)

**ACCESSORIES**



**T-BAR PADDLES**



**HP2 HAND INFLATION PUMP**



**INFLATION VALVE FITTING**

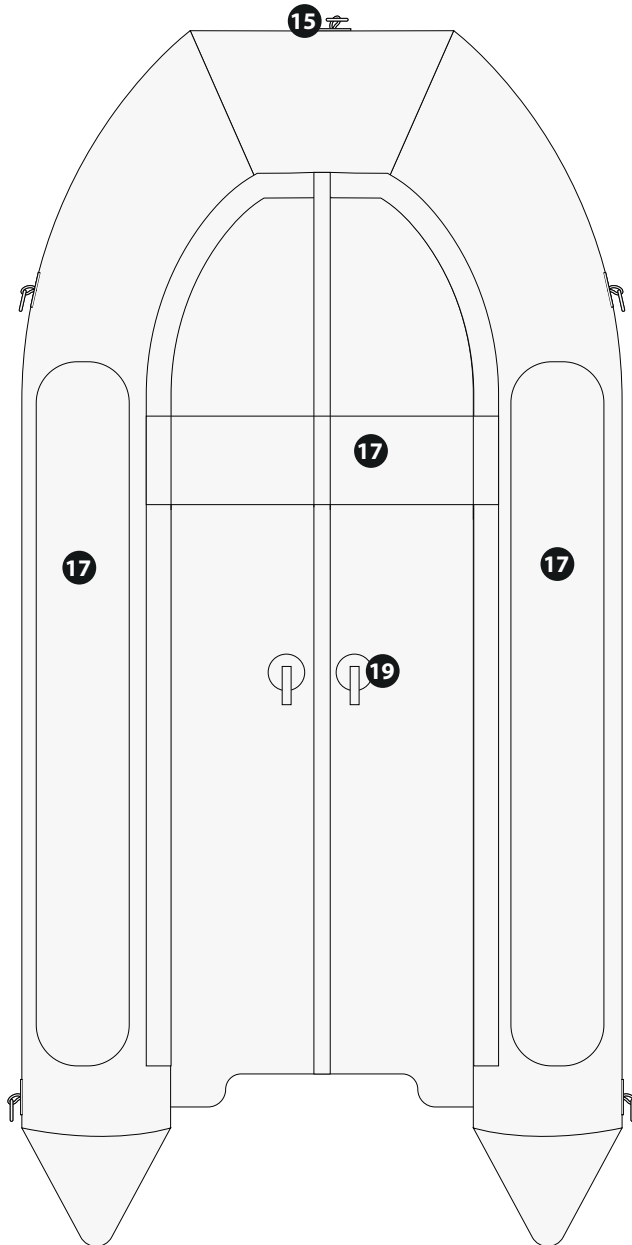


**REPAIR KIT**

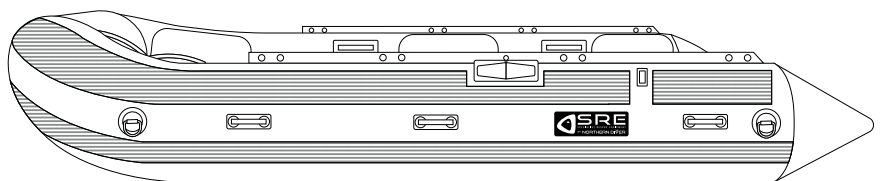


PVC colour will match Inflatable

**INFLATABLE // BOTTOM VIEW**



**INFLATABLE // SIDE VIEW**



**CONTACT US**

+44 (0) 1257 25 44 44 | [INFO@NDIVER.COM](mailto:INFO@NDIVER.COM)

VISIT [WWW.NDIVER-RESCUE.COM](http://WWW.NDIVER-RESCUE.COM)