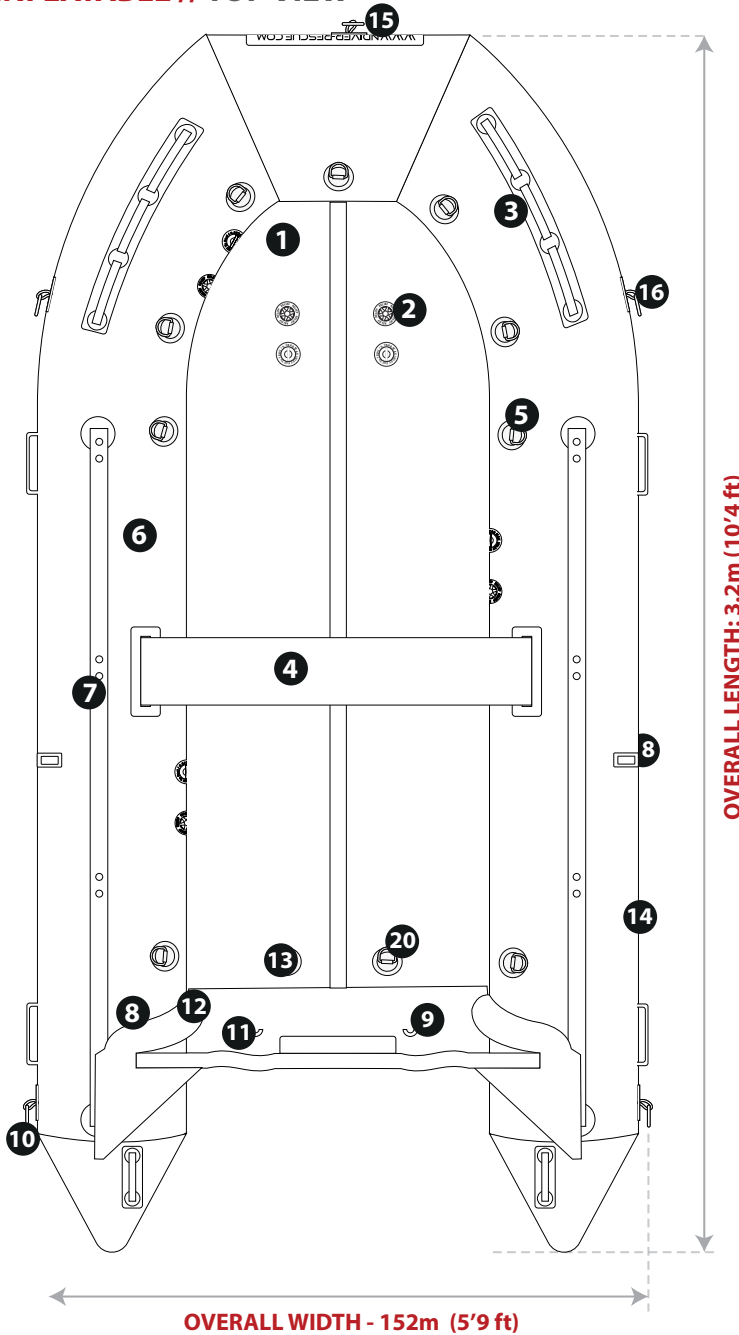


**INFLATABLE // TOP VIEW**



**SPECIFICATIONS**

Max. loading: 4 persons, 900kg (1984lb)  
 Outer dimensions: L: 3.2m (10'4), W: 1.52m (5'9)  
 Internal width: 70cm (27.6")  
 Tube diameter: 42cm (16.5")  
 Inflatable floor: drop thread, 8cm (3.1")  
 Weight: 36kg (79lb)  
 Chambers: 3 tubes + 2 floor  
 Max. tube pressure: 0.35bar/ 5psi  
 Max. pressure inflatable floor: 0.7bar/ 10psi  
 Handles, lines, benches: 4 + 2 + 1  
 Recommended outboard: 15HP Max. or Electric 11Kw  
 Colours: red, yell, orange, black, green  
 Custom branding available: yes  
 Fabric options: PVC or Hypalon



**BOAT  
BRANDING  
AVAILABLE  
UPON  
REQUEST**

**DS320 INFLATABLE BOAT PARTS**

1. Non-slip floor
2. Inflation and over inflation valves
3. Carry handles
4. Marine bench
5. Interior tie down d-rings (optional)
6. Reinforced panel (optional)
7. Exterior lifeline (interior life line optional)
8. Reinforcement on tube transom attachments
9. Interior transom lifting rings (marine stainless steel)
10. Large d-rings on the rear tubes
11. Reinforced ABS plastic engine mounting plate
12. Reinforced marine plywood transom
13. Self-bailer with plug (optional)
14. All round rub streak, ribbed profile for extra strength, black (optional)
15. Bow handle (marine stainless steel)
16. Large tow rings (marine stainless steel)
17. Rubbing strakes for beaching the keel on any type of surface (optional)
18. Oar parts
19. Flip tabs (illustrated next page)
20. Fuel tank hold port (optional)

**ACCESSORIES**



**T-BAR PADDLES**



**HP2 HAND INFLATION PUMP**



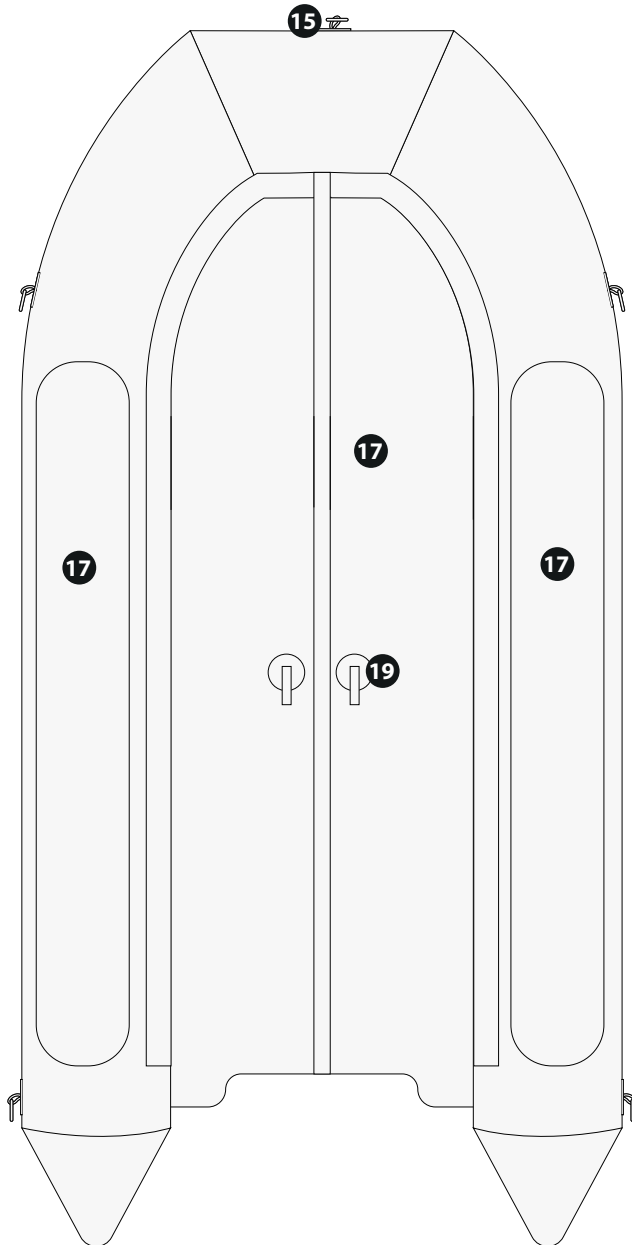
**INFLATION VALVE FITTING**



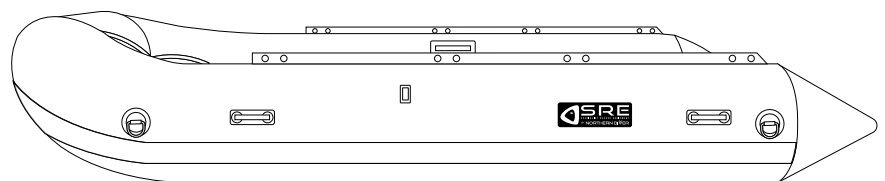
**REPAIR KIT**



**INFLATABLE // BOTTOM VIEW**



**INFLATABLE // SIDE VIEW**



**CONTACT US**

+44 (0) 1257 25 44 44 | [INFO@NDIVER.COM](mailto:INFO@NDIVER.COM)

VISIT [WWW.NDIVER-RESCUE.COM](http://WWW.NDIVER-RESCUE.COM)